

Format of Holding of Specified securities			
1.	Name of Listed Entity : SHARDA CROPCHEM LIMITED		
2.	Scrip Code/Name of Scrip/Class of Security : 538666, SHARDACROP, EQUITY SHARES		
3.	Share Holding Pattern Filed under: Reg. 31(1)(a)/Reg.31(1)(b)/Reg.31(1)(c)		
	a. if under 31(1)(b) then indicate the report for quarter ending 31/12/2023		
	b. if under 31(1)(c) then indicate date of allotment/extinguishment		
4.	Declaration : The Listed entity is required to submit the following declaration to the extent of submission of information:		
	Particulars	YES*	NO*
a	Whether the Listed Entity has issued any partly paid up shares		No
b	Whether the Listed Entity has issued any Convertible Securities or Warrants?		No
c	Whether the Listed Entity has any shares against which depository receipts are issued?		No
d	Whether the Listed Entity has any shares in locked-in?		No
e	Whether any shares held by promoters are pledge or otherwise encumbered?		No
	*if the Listed Entity selectes the option 'NO' for the questions above, the columns for the partly paid up shares, Outstanding Convertible Securities/Warrants, depository receipts, locked-in shares, No of shares pledged or otherwise encumbered by promoters, as applicable, shall not be displayed at the time of dissemination on the Stock Exchange website. Also wherever there is 'No' declared by Listed entity in above table the values will be considered as 'Zero' by default on submission of the format of holding of specified securities.		
5	The tabular format for disclosure of holding of specified securities is as follows:		

J. Kudhka



Table I - Summary Statement holding of specified securities



Category	Category of Shareholder	No of Shareholders	No of fully paid up equity shares held	No of Partly paid-up equity shares held	No of Shares Underlying Depository Receipts	Total No of Shares Held (VII) = (IV)+(V)+(VI)	Shareholding as a % of total no of shares (As a % of (A+B+C2))	Number of Voting Rights held in each class of securities			No of Shares Underlying Outstanding convertible securities (Including Warrants)	Shareholding as a % assuming full conversion of convertible Securities (as a percentage of diluted share capital)	Number of Locked in Shares		Number of Shares pledged or otherwise encumbered		Number of equity shares held in dematerialized form	
								No of Voting Rights					Total as a % of (A+B+C)	No.	As a % of total Shares held	No.		As a % of total Shares held
								Class X	Class Y	Total								
								(I)	(II)	(III)				(IV)	(V)	(VI)		(VII)
(A)	Promoter & Promoter Group	6	6,75,03,833	-	-	6,75,03,833	74.82	6,75,03,833	-	6,75,03,833	74.82	-	74.82	-	-	-	-	6,75,03,833
(B)	Public	56,852	2,27,16,662	-	-	2,27,16,662	25.18	2,27,16,662	-	2,27,16,662	25.18	-	25.18	-	-	-	-	2,27,16,662
(C)	Non Promoter-Non Public																	
(C1)	Shares underlying DRs	-	-	-	-	-	-	-	-	-	-	-	-	-	-	-	-	-
(C2)	Shares held by Employes Trusts	-	-	-	-	-	-	-	-	-	-	-	-	-	-	-	-	-
	Total:	56,858	9,02,20,495	-	-	9,02,20,495	100.00	9,02,20,495	-	9,02,20,495	100.00	-	100.00	-	-	-	-	9,02,20,495

J. Kudhka



Table II - Statement showing shareholding pattern of the Promoter and Promoter Group

Category	Category & Name of the Shareholder	PAN	No of Share holders	No of fully paid up equity shares held	No of Partly paid-up equity shares held	No of Shares Underlying Depository Receipts	Total No of Shares Held (IV+V+VI)	Share holding as a % of total no of shares (calculated as per SCRR, 1957 (VIII) As a % of (A+B+C2)	Number of Voting Rights held in each class of securities			No of Shares Underlying Outstanding convertible securities (Including Warrants)	Shareholding as a % assuming full conversion of convertible Securities (as a percentage of diluted share capital) (VII)+(X) As a % of (A+B+C2)	Number of Locked in Shares		Number of Shares pledged or otherwise		Number of equity shares held in dematerialized form	
									No of Voting Rights		Total as a % of (A+B+C)			No.	As a % of total Shares held	No.	As a % of total Shares held		
									Class X	Class Y									Total
	(I)	(II)	(III)	(IV)	(V)	(VI)	(VII)	(VIII)	(IX)			(X)	(XI)	(XII)		(XIII)	(XIV)		
(1)	Indian		-	-	-	-	-	-	-	-	-	-	-	-	-	-	-	-	
(1a)	Individuals/Hindu undivided Family		6	6,75,03,833	-	-	6,75,03,833	74.82	6,75,03,833	-	6,75,03,833	74.82	-	74.82	-	-	-	-	6,75,03,833
(1a)	MANISH RAMPRAKASH BUBNA	AAAPB9774C	1	1,51,80,000	-	-	1,51,80,000	16.83	1,51,80,000	-	1,51,80,000	16.83	-	16.83	-	-	-	-	1,51,80,000
(1a)	ANISHA MANISH BUBNA	AABPC4437G	1	45,00,000	-	-	45,00,000	4.99	45,00,000	-	45,00,000	4.99	-	4.99	-	-	-	-	45,00,000
(1a)	ASHISH RAMPRAKASH BUBNA	AACP85507B	1	1,51,80,000	-	-	1,51,80,000	16.83	1,51,80,000	-	1,51,80,000	16.83	-	16.83	-	-	-	-	1,51,80,000
(1a)	SHARDA RAMPRAKASH BUBNA	AACPB5921B	1	1,40,91,147	-	-	1,40,91,147	15.62	1,40,91,147	-	1,40,91,147	15.62	-	15.62	-	-	-	-	1,40,91,147
(1a)	RAMPRAKASH VILASRAI BUBNA	AACPB6260D	1	1,40,52,686	-	-	1,40,52,686	15.58	1,40,52,686	-	1,40,52,686	15.58	-	15.58	-	-	-	-	1,40,52,686
(1a)	SEEMA ASHISH BUBNA	AAIPB3807G	1	45,00,000	-	-	45,00,000	4.99	45,00,000	-	45,00,000	4.99	-	4.99	-	-	-	-	45,00,000
(1b)	Central Government/State Government(s)		-	-	-	-	-	-	-	-	-	-	-	-	-	-	-	-	-
(1c)	Financial Institutions/Banks		-	-	-	-	-	-	-	-	-	-	-	-	-	-	-	-	-
(1d)	Any Other		-	-	-	-	-	-	-	-	-	-	-	-	-	-	-	-	-
	Sub-Total (A)(1)		6	6,75,03,833	-	-	6,75,03,833	74.82	6,75,03,833	-	6,75,03,833	74.82	-	74.82	-	-	-	-	6,75,03,833
(2)	Foreign		-	-	-	-	-	-	-	-	-	-	-	-	-	-	-	-	-


(2a)	Individuals (Non-Resident Individuals/Foreign Individuals)	-	-	-	-	-	-	-	-	-	-	-	-	-	-	-	-	-	-
(2b)	Government	-	-	-	-	-	-	-	-	-	-	-	-	-	-	-	-	-	-
(2c)	Institutions	-	-	-	-	-	-	-	-	-	-	-	-	-	-	-	-	-	-
(2d)	Foreign Portfolio Investor	-	-	-	-	-	-	-	-	-	-	-	-	-	-	-	-	-	-
(2e)	Any Other	-	-	-	-	-	-	-	-	-	-	-	-	-	-	-	-	-	-
	Sub-Total (A)(2)	-	-	-	-	-	-	-	-	-	-	-	-	-	-	-	-	-	-
	Total Shareholding of Promoter and Promoter Group (A)=(A)(1)+(A)(2)	6	6,75,03,833	-	-	6,75,03,833	74.82	6,75,03,833	-	6,75,03,833	74.82	-	74.82	-	-	-	-	-	6,75,03,833

J. Kudrka



Table III - Statement showing shareholding pattern of the Public shareholder

Category	Category & Name of the Shareholder	PAN	No of Shareholders	No of fully paid up equity shares held	No of Partly paid-up equity shares held	No of Shares Underlying Depository Receipts	Total No of Shares Held (IV+V+VI)	Shareholding as a % of total no of shares (A+B+C 2)	Number of Voting Rights held in each class of securities			No of Shares Underlying Outstanding and convertible securities (Including Warrants)	Shareholding as a % assuming full conversion of convertible Securities (as a percentage of diluted share capital)	Number of Locked in Shares		Number of Shares pledged or otherwise encumbered		Number of equity shares held in dematerialized form	Sub-categorization of shares			
									No of Voting Rights					Total as a % of (A+B+C)	No.	As a % of total Shares held	No.		As a % of total Shares held	Shareholding (No. of shares) under		
									Class X	Class Y	Total									Sub category (i)	Sub category (ii)	Sub category (iii)
	(I)	(II)	(III)	(IV)	(V)	(VI)	(VII)	(VIII)	(IX)			(X)	(XI)	(XII)		(XIII)		(XIV)				
(1)	Institutions (Domestic)		-	-	-	-	-	-	-	-	-	-	-	-	-	-	-	-	-	-	-	-
(1a)	Mutual Funds		9	1,11,57,231	-	-	1,11,57,231	12.37	1,11,57,231	-	1,11,57,231	12.37	-	12.37	-	-	-	-	1,11,57,231	-	-	-
(1a)	DSP REGULAR SAVINGS FUND	AAAJD0430B	1	37,31,278	-	-	37,31,278	4.14	37,31,278	-	37,31,278	4.14	-	4.14	-	-	-	-	37,31,278	-	-	-
(1a)	HDFC SMALL CAP FUND	AAATH1809A	1	73,88,221	-	-	73,88,221	8.19	73,88,221	-	73,88,221	8.19	-	8.19	-	-	-	-	73,88,221	-	-	-
(1b)	Venture Capital Funds		-	-	-	-	-	-	-	-	-	-	-	-	-	-	-	-	-	-	-	-
(1c)	Alternate Investment Funds		1	44,600	-	-	44,600	0.05	44,600	-	44,600	0.05	-	0.05	-	-	-	-	44,600	-	-	-
(1d)	Banks		-	-	-	-	-	-	-	-	-	-	-	-	-	-	-	-	-	-	-	-
(1e)	Insurance Companies		-	-	-	-	-	-	-	-	-	-	-	-	-	-	-	-	-	-	-	-
(1f)	Provident Funds/Pension Funds		-	-	-	-	-	-	-	-	-	-	-	-	-	-	-	-	-	-	-	-
(1g)	Asset Reconstruction Companies		-	-	-	-	-	-	-	-	-	-	-	-	-	-	-	-	-	-	-	-
(1h)	Sovereign Wealth Funds		-	-	-	-	-	-	-	-	-	-	-	-	-	-	-	-	-	-	-	-
(1i)	NBFC Registered with RBI		-	-	-	-	-	-	-	-	-	-	-	-	-	-	-	-	-	-	-	-
(1j)	Other Financial Institutions		-	-	-	-	-	-	-	-	-	-	-	-	-	-	-	-	-	-	-	-
(1k)	Any Other		-	-	-	-	-	-	-	-	-	-	-	-	-	-	-	-	-	-	-	-
	Sub-Total (B)(1)		10	1,12,01,831	-	-	1,12,01,831	12.42	1,12,01,831	-	1,12,01,831	12.42	-	12.42	-	-	-	-	1,12,01,831	-	-	-
(2)	Institutions (Foreign)		-	-	-	-	-	-	-	-	-	-	-	-	-	-	-	-	-	-	-	-
(2a)	Foreign Direct Investment		-	-	-	-	-	-	-	-	-	-	-	-	-	-	-	-	-	-	-	-
(2b)	Foreign Venture Capital		-	-	-	-	-	-	-	-	-	-	-	-	-	-	-	-	-	-	-	-
(2c)	Sovereign Wealth Funds		-	-	-	-	-	-	-	-	-	-	-	-	-	-	-	-	-	-	-	-
(2d)	Foreign Portfolio Investors Category I		63	17,04,588	-	-	17,04,588	1.89	17,04,588	-	17,04,588	1.89	-	1.89	-	-	-	-	17,04,588	-	-	-
(2e)	Foreign Portfolio Investors Category II		5	1,56,968	-	-	1,56,968	0.17	1,56,968	-	1,56,968	0.17	-	0.17	-	-	-	-	1,56,968	-	-	-
(2f)	Overseas Depositories (holding DRs) (balancing figure)		-	-	-	-	-	-	-	-	-	-	-	-	-	-	-	-	-	-	-	-
(2g)	Any Other		-	-	-	-	-	-	-	-	-	-	-	-	-	-	-	-	-	-	-	-
	Sub-Total (B)(2)		68	18,61,556	-	-	18,61,556	2.06	18,61,556	-	18,61,556	2.06	-	2.06	-	-	-	-	18,61,556	-	-	-



(3)	Central Government/State Government(s)/President of India	-	-	-	-	-	-	-	-	-	-	-	-	-	-	-	-	-	-
(3a)	Central Government / President of India	-	-	-	-	-	-	-	-	-	-	-	-	-	-	-	-	-	-
(3b)	State Government / Governor	-	-	-	-	-	-	-	-	-	-	-	-	-	-	-	-	-	-
(3c)	Shareholding by Companies or Bodies Corporate where Central / State Government is a promoter	-	-	-	-	-	-	-	-	-	-	-	-	-	-	-	-	-	-
	Sub-Total (B)(3)	-	-	-	-	-	-	-	-	-	-	-	-	-	-	-	-	-	-
(4)	Non-Institutions	-	-	-	-	-	-	-	-	-	-	-	-	-	-	-	-	-	-
(4a)	Associate companies / Subsidiaries	-	-	-	-	-	-	-	-	-	-	-	-	-	-	-	-	-	-
(4b)	Directors and their relatives (excluding independent directors and nominee directors)	-	-	-	-	-	-	-	-	-	-	-	-	-	-	-	-	-	-
(4c)	Key Managerial Personnel	-	-	-	-	-	-	-	-	-	-	-	-	-	-	-	-	-	-
(4d)	Relatives of promoters (other than 'immediate relatives' of promoters disclosed under 'Promoter and Promoter Group' category)	-	-	-	-	-	-	-	-	-	-	-	-	-	-	-	-	-	-
(4e)	Trusts where any person belonging to 'Promoter and Promoter Group' category is 'trustee', 'beneficiary', or 'author of the trust'	-	-	-	-	-	-	-	-	-	-	-	-	-	-	-	-	-	-
(4f)	Investor Education and Protection Fund (IEPF)	1	497	-	-	497	-	497	-	497	-	-	-	-	-	-	-	-	497
(4g)	Resident Individuals holding nominal share capital up to Rs. 2 lakhs	54,170	61,81,000	-	-	61,81,000	6.85	61,81,000	-	61,81,000	6.85	-	6.85	-	-	-	-	-	61,81,000
(4h)	Resident Individuals holding nominal share capital in excess of Rs. 2 lakhs	9	3,31,778	-	-	3,31,778	0.37	3,31,778	-	3,31,778	0.37	-	0.37	-	-	-	-	-	3,31,778
(4i)	Non Resident Indians (NRIs)	1,227	5,90,566	-	-	5,90,566	0.65	5,90,566	-	5,90,566	0.65	-	0.65	-	-	-	-	-	5,90,566
(4j)	Foreign Nationals	-	-	-	-	-	-	-	-	-	-	-	-	-	-	-	-	-	-
(4k)	Foreign Companies	-	-	-	-	-	-	-	-	-	-	-	-	-	-	-	-	-	-
(4l)	Bodies Corporate	237	22,73,601	-	-	22,73,601	2.52	22,73,601	-	22,73,601	2.52	-	2.52	-	-	-	-	-	22,73,601
(4m)	Any Other	-	-	-	-	-	-	-	-	-	-	-	-	-	-	-	-	-	-
	CLEARING MEMBERS	4	2,845	-	-	2,845	-	2,845	-	2,845	-	-	-	-	-	-	-	-	2,845
	H U F	1124	2,71,731	-	-	2,71,731	0.30	2,71,731	-	2,71,731	0.30	-	0.30	-	-	-	-	-	2,71,731
	TRUSTS	2	1,257	-	-	1,257	-	1,257	-	1,257	-	-	-	-	-	-	-	-	1,257
	Sub-Total (B)(4)	56,774	96,53,275	-	-	96,53,275	10.69	96,53,275	-	96,53,275	10.69	-	10.69	-	-	-	-	-	96,53,275
	Total Public Shareholding (B) = (B)(1)+(B)(2)+(B)(3)+(B)(4)	56,852	2,27,16,662	-	-	2,27,16,662	25.18	2,27,16,662	-	2,27,16,662	25.18	-	25.18	-	-	-	-	-	2,27,16,662

J. Kulkarni



Table IV - Statement showing shareholding pattern of the Non Promoter - Non Public Shareholder

Category	Category & Name of the Shareholder	PAN	No of Share holders	No of fully paid up equity shares held	No of Partly paid-up equity shares held	No of Shares Underlying Depository Receipts	Total No of Shares Held (IV+V+VI)	Shareholding as a % of total no of shares (A+B+C2)	Number of Voting Rights held in each class of securities				No of Shares Underlying Outstanding convertible securities (Including Warrants)	Shareholding as a % assuming full conversion of convertible Securities (as a percentage of diluted share capital)	Number of Locked in Shares		Number of Shares pledged or otherwise encumbered		Number of equity shares held in dematerialized form
									No of Voting Rights			Total as a % of (A+B+C)			No.	As a % of total Shares held	No.	As a % of total Shares held	
									Class X	Class Y	Total								
																		(IX)	
(1)	Custodian/DR Holder		-	-	-	-	-	-	-	-	-	-	-	-	-	-	-	-	-
(2)	Employee Benefit Trust (under SEBI(Share based Employee Benefit) Regulations 2014)		-	-	-	-	-	-	-	-	-	-	-	-	-	-	-	-	-
	Total Non-Promoter-Non Public Shareholding (C) = (C)(1)+(C)(2)		-	-	-	-	-	-	-	-	-	-	-	-	-	-	-	-	-

J. Rudhaka

